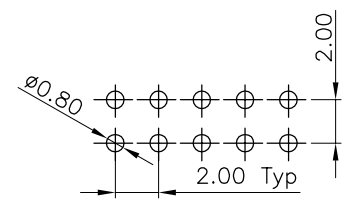
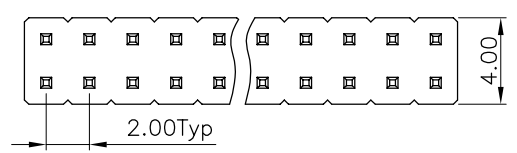
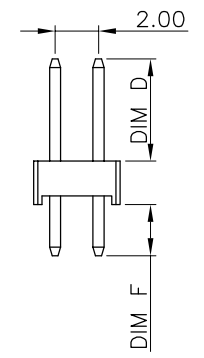
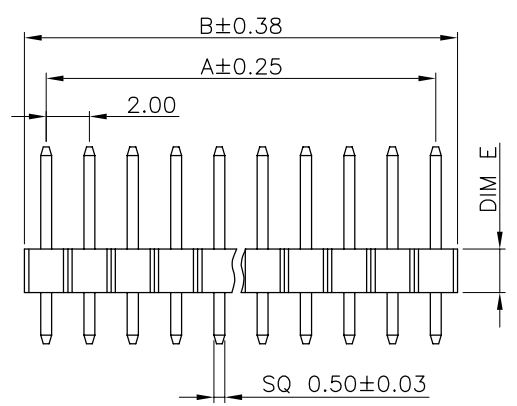
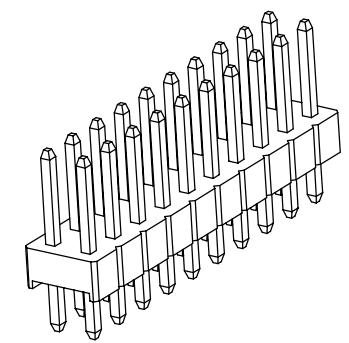


ROHS



RECOMMENDED PCB LAYOUT  
(TOLERANCE:±0.05)



▲ Non-tooled parts  
NO.OF POSITIONS DIM LIST:

CONTACTS	DIMENSIONS	
	A	B
4	2.00	4.00
6	4.00	6.00
8	6.00	8.00
10	8.00	10.00
12	10.00	12.00
14	12.00	14.00
16	14.00	16.00
18	16.00	18.00
20	18.00	20.00
22	20.00	22.00
24	22.00	24.00
26	24.00	26.00
28	26.00	28.00
30	28.00	30.00
32	30.00	32.00
34	32.00	34.00
36	34.00	36.00
38	36.00	38.00
40	38.00	40.00
42	40.00	42.00
44	42.00	44.00
46	44.00	46.00
48	46.00	48.00
50	48.00	50.00
52	50.00	52.00
54	52.00	54.00
56	54.00	56.00
58	56.00	58.00
60	58.00	60.00
62	60.00	62.00
64	62.00	64.00
66	64.00	66.00
68	66.00	68.00
70	68.00	70.00
72	70.00	72.00
74	72.00	74.00
76	74.00	76.00
78	76.00	78.00
80	78.00	80.00

Note:

1. Material:
  - 1.1 Housing: PA6T .UL94V-0;  
Color: Black
  - 1.2 Contact Material: Brass
2. Electrical specifications
  - 2.1 Rated current and voltage  
2A 125V AC(r.m.s)
  - 2.2 Dielectric Withstanding Voltage  
500V AC for one minute
  - 2.3 Contact Resistance  
20mΩ Max
  - 2.4 Insulation Resistance  
1000MΩ Min
  - 2.5 Operation Temperature  
-40°C ~ +105°C

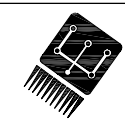
Pin Header  
Pitch:5=2.00mm  
Plastic Height:2.00mm  
NO of Contacts: 4 to 80  
Series No: E

Packing Options: P=PE  
Contact Plating:1:G/F  
Insulator Material: B:PA6T

\*\*\*\*\*: D\E\F LENGTH  
(D)(E)(F)

E			
D			
C			
B			
A			
NO.	DATE	DESCRIPTION	APPROVAL

DRAWING: Frank	GENERAL TOLERANCE .X:±0.30 .X':±2° .XX:±0.20 .XX':±1° .XXX:±0.10 .XXX':±0.5°	
CHECKED: Tony	UNIT: MM	PROJECTION:
APPROVAL: Yang jie	SCALE: N/A	
	SHEET: 1/1	



**CHIN-BAN**  
electronics (H.K.) co., ltd

DESCRIPTION: 2.00mm Pitch Pin Header Double Row DIP180°	
PART NO: P5DXXE-XXXXXX-B1P	REV: 1.0
CUSTOMER NO:	SIZE: A4