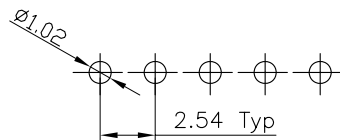
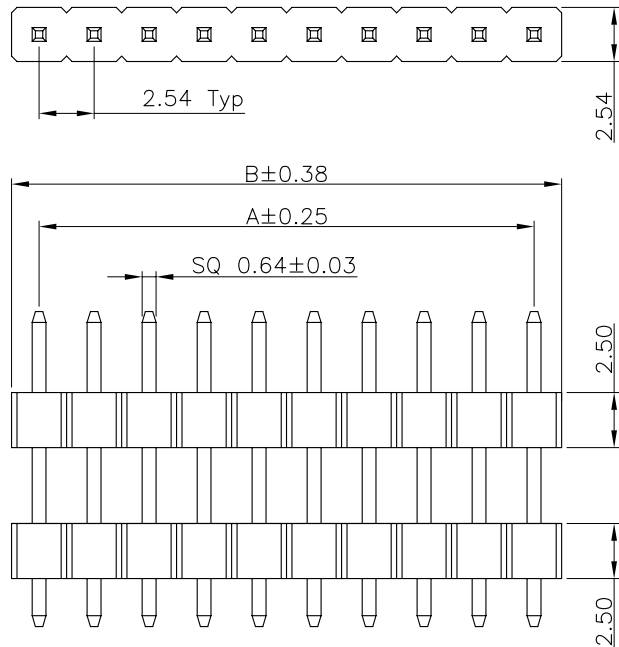

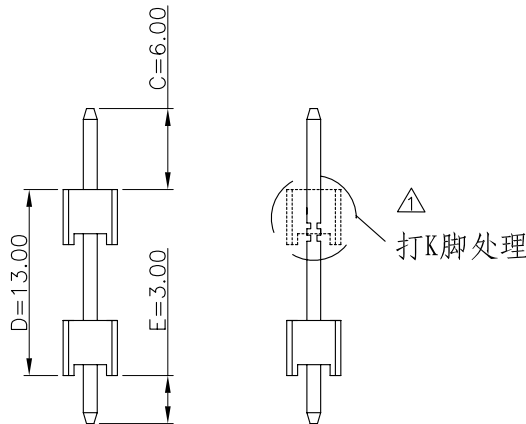


ROHS



RECOMMENDED PCB LAYOUT  
(TOLERANCE:±0.10)



▲ Non-tooled parts  
NO.OF POSITIONS DIM LIST:

CONTACTS	DIMENSIONS	
	A	B
1	/	2.54
2	2.54	5.08
3	5.08	7.62
4	7.62	10.16
5	10.16	12.70
6	12.70	15.24
7	15.24	17.78
8	17.78	20.32
9	20.32	22.86
10	22.86	25.40
11	25.40	27.94
12	27.94	30.48
13	30.48	33.02
14	33.02	35.56
15	35.56	38.10
16	38.10	40.64
17	40.64	43.18
18	43.18	45.72
19	45.72	48.26
20	48.26	50.80
21	50.80	53.34
22	53.34	55.88
23	55.88	58.42
24	58.42	60.96
25	60.96	63.50
26	63.50	66.04
27	66.04	68.58
28	68.58	71.12
29	71.12	73.66
30	73.66	76.20
31	76.20	78.74
32	78.74	81.28
33	81.28	83.82
34	83.82	86.36
35	86.36	88.90
36	88.90	91.44
37	91.44	93.98
38	93.98	96.52
39	96.52	99.06
40	99.06	101.60

Pin Header  
Pitch:6=2.54mm  
Plastic Height:  
E=2.50mm  
NO of Contacts:  
1 to 40  
Series No: J

P 6 E XX J - 601330-B X 5 P

Packing Options: P=PE  
Metal: 5=K Feet  
Contact Plating : 1: G/F 3:5u" 5:15u" 6:30u"  
Insulator Material: B:PA6T  
Dimension C/D/E

Note:

- Material:
  - Housing: PA6T .UL94V-0; Color: Black
  - Contact Material:Brass
- Electrical specifications
  - Rated current and voltage  
3A 250V AC(r.m.s)
  - Dielectric Withstanding Voltage  
600V AC for one minute
  - Contact Resistance  
20mΩ Max
  - Insulation Resistance  
1000MΩ Min
  - Operation Temperature  
-40°C ~ +105°C

E				
D				
C				
B				
A	2017.4.25	Drawing update ▲	zmy	
NO.	DATE	DESCRIPTION	APPROVAL	

DRAWING:	GENERAL TOLERANCE	
zmy	.X:=±0.30	.X':=±2°
CHECKED:	.XX:=±0.20	.XX':=±1°
Hu yatao	.XXX:=±0.10	.XXX':=±0.5°
APPROVAL:	UNIT: MM	PROJECTION:
Yang jie	SCALE: N/A	
	SHEET: 1/1	



DESCRIPTION: 2.54mm Pitch Pin Header Single Row DIP180°	
PART NO: P6EXXJ-601330-BX5P	REV: 2.0
CUSTOMER NO:	SIZE: A4